

# Kubota



## KUBOTA DIESEL TRACTOR

# L

### L3240/L3540 L4240/L5740

The deluxe diesel tractor designed and built to meet your needs.



*Life is*  
**Grand**  
The Kubota Grand L40 Series

Note: This information is sourced from overseas and may not necessarily apply locally. It is essential that you confirm specifications and other information with your local Kubota dealer.

Note: Pictured loaders are non mechanical self levelling U S A models. Loaders available from Kubota Tractor Australia are mechanical self levelling models only.

# NEW GRAND L40

Your needs are simple: a durable, high-performance tractor that delivers professional results for tasks large and small; a tractor that's extremely comfortable and user-friendly, and boasts a massive array of versatile features that make your job easier. Get ready to dominate the landscape.

Kubota's Grand L40 Series is an impressive line of versatile tractors that allows you to work in comfort, with confidence. With a sleek and thoughtful design and Kubota's innovative HST Plus, the Grand L40 is one of the most capable tractors available, no matter what job you're doing. With Kubota's Grand L40 Series, life is grand.

*Life is*  
**Grand**  
The Kubota Grand L40 Series

**HST  
PLUS**





# SERIES

## ***The Kubota engine. Exceptional dependability, durability and performance.***

Kubota's reputation for making exceptional engines has never been more evident than in the Grand L40. Kubota's Three Vortex Combustion System (E-TVCS) allows for increased airflow into the combustion chamber, where it mixes quickly and evenly with fuel

from the fuel injection nozzle to deliver exceptional power and efficiency. This resourceful system provides the user with a sustained higher torque rise, under heavy loads and at lower speeds, for optimum performance.



### **Model Chart**


		L3240	L3540	L4240	L5740
Engine Gross Power	HP	34.0	37.0	44.0	59.0
Engine Net Power	HP	32.0	35.0	42.0	57.0
PTO Power FST	HP	26.5	29.5	36.5	---
PTO Power HST	HP	25.0	28.0	35.0	50.0
No. of Cylinder		3	3	4	4
Aspiration		Natural	Natural	Natural	Turbo
Total Displacement	cc	1647	1826	2197	2434



# TRANSMISSION

We've enhanced the power, performance, and durability of our Hydrostatic Transmission, and we've given it a name: HST Plus. Now you can choose the HST Plus or FST\* (Fully Synchronised Main and Shuttle Transmission) for the system that's best suited to meet your needs.

*\*L3240 only*



## **HST Plus** (Hydrostatic Transmission)

Tackle any task with ease and efficiency. With startling precision, HST Plus's automated control of both the HST pump and drive motor gives you optimal performance, regardless of the task, working conditions, or operator expertise. This technology incorporates the popular light and smooth pedal feel of Kubota's traditional HST feather step control to provide the Grand L40 with a comfortable, easy-to-operate, and high-performance HST.

# HST PLUS



## **Hydraulic Servo System**

Kubota's HST Plus includes a hydraulic servo mechanism that decreases the amount of pressure required to depress the HST pedal. A popular and proven feature on previous Kubota models, this mechanism creates a more responsive pedal, which in turn delivers smoother handling and more control, whatever the load size. In addition, the system helps to reduce vibration, shock, noise and fatigue to provide a gentler ride and excellent performance.





***Whether it features the innovative HST Plus or the economical FST, the Grand L40 is the only choice.***



For economical and reliable transmission, you want the Grand L40 FST\*. This efficient 8-forward and 8-reverse gear transmission is synchronised for smooth, shift-on-the-go 4WD operation. Now, all you need to do is simply step on the clutch, shift and go. With Kubota's Carbon-Cone Synchro-



Shuttle, faster and smoother forward/reverse directional changes are easier to attain. This Carbon-Cone design makes shuttle shifting lighter and easier for instant responses, especially during front loader work.

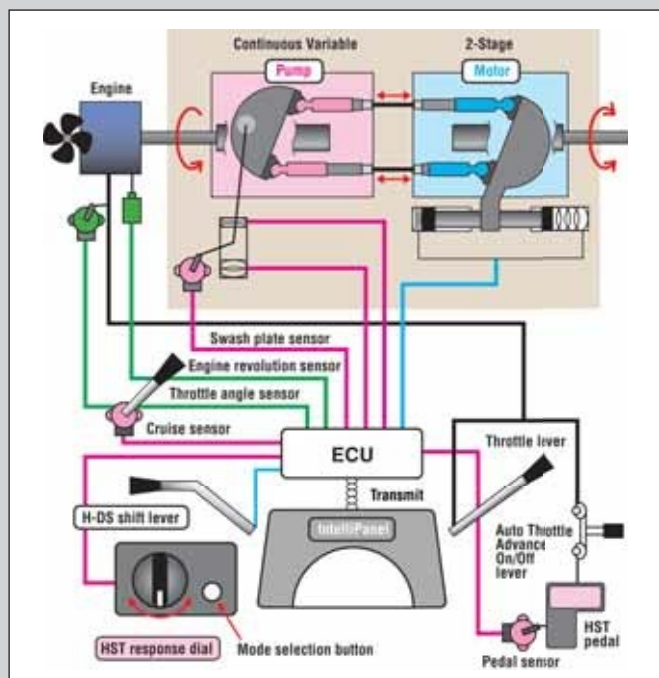
*\*L3240 only*



# HST PLUS

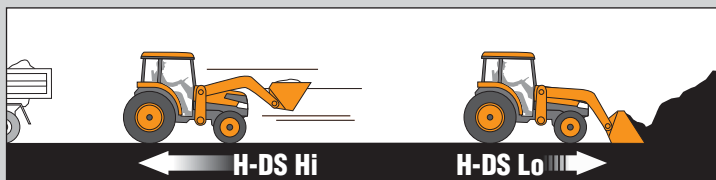
**Kubota's advanced technology has made operating a tractor as simple as driving a car.**

Kubota's HST Plus offers professional and novice users maximum HST performance by giving optimal control of both the hydraulic pump and the drive motor. Thanks to an "Electronic Control Unit" (ECU) that regulates the hydrostatic transmission, the HST Plus functions effortlessly, giving Kubota GL40 owners excellent power and ease of operation.



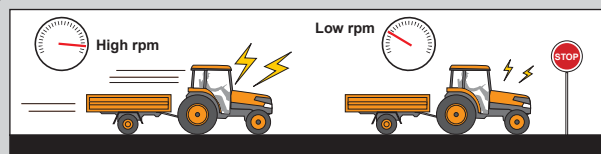
## Hydro Dual Speed (H-DS) HST Hi-Lo Function

Kubota's HST Plus gives you more control. Featuring three speed ranges, it includes a steering column lever to shift between high and low speeds for each range, expanding your options to six total speeds. Once your preferred range shift speed is set, you can easily shift the H-DS between the high and low speeds while moving. And with a simple touch of the Mode Selection button, you can activate the Auto H-DS for automatic Hi/Lo shifting. Whether you're doing loader work or driving up a slope, you'll appreciate this versatility and efficiency.



## Auto Throttle Advance

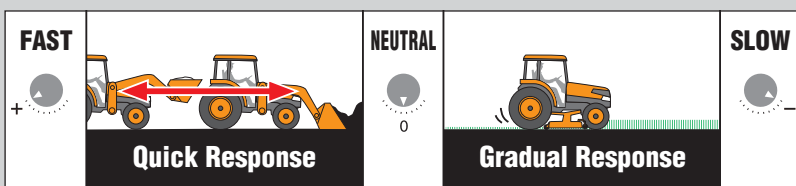
Thanks to the Auto Throttle Advance feature, driving the Grand L40 is simple and easy. This function links the HST pedal and the engine throttle, synchronizing tractor speed and engine revolution. This greatly simplifies tractor operation and helps reduce fuel consumption. Now, all you need to do to control tractor speed and engine revolutions is depress the HST pedal. This feature is especially handy when moving between locations or when towing a trailer.





## HST Response Control

Kubota knows that different situations require different start or stop responses. The HST response speed can be adjusted with a simple turn of a dial. If your task requires a quick response, you can turn the dial to the FAST setting. This setting is ideal for use during loader-related chores. If the job at hand needs a more gradual response, as used for turf work, set the dial to SLOW. When your preferred response speed has been selected, you won't need to make any more adjustments with the foot pedal. It's that easy.



## HST Mode Selection

Stall Guard Plus  
Auto H-DS

Choose from three HST modes to help you get your work done. Manual mode puts you in complete control of the tractor. Kubota's new Stall Guard PLUS protects the engine and PTO from stalling in heavy-duty applications. Finally, AUTO H-DS (Auto Hydro Dual Speed) enables automatic Hi/Lo shifting, and in conjunction with Stall Guard PLUS, keeps your tractor running optimally at all times.





# HST PLUS

## HST Mode Selection



### Mode Selection Button

With Kubota's advanced HST Mode Selection, control is yours with the touch of a button. With three modes to choose from, transmission operation can be adjusted to accommodate your immediate needs. Each consecutive press of the button will select the next mode, from Mode 1 to Mode 3, and back again\*.

\*When the engine is started, the tractor will remain in the same mode it was in during the previous engine shutoff.

Mode	Stall Guard Plus	Auto H-DS
Mode 1	Off	Off
Mode 2	On	Off
Mode 3	On	On

MODE 1

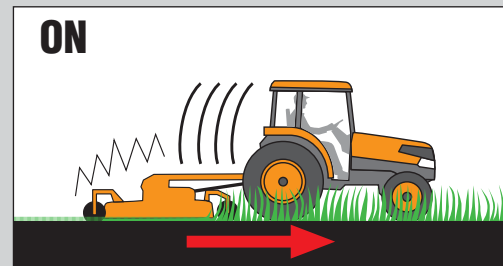
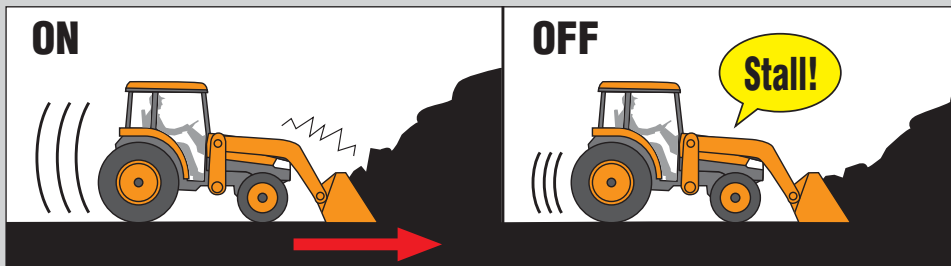
### MANUAL MODE

*This mode offers manual control of all transmission functions. It's perfect for those experienced operators who enjoy complete control of the tractor.*

MODE 2

### STALL GUARD PLUS

*Thanks to the Stall Guard PLUS mode you won't have to worry about stalling the engine due to excessive drive train or PTO loads. By activating Stall Guard PLUS, stalling is prevented without any need for sensitive HST pedal operations. When using the PTO, choose the Stall Guard PLUS mode. This will ensure that the higher engine RPM's and PTO RPM's in heavy-duty tasks are automatically maintained, and that stalling is prevented.*

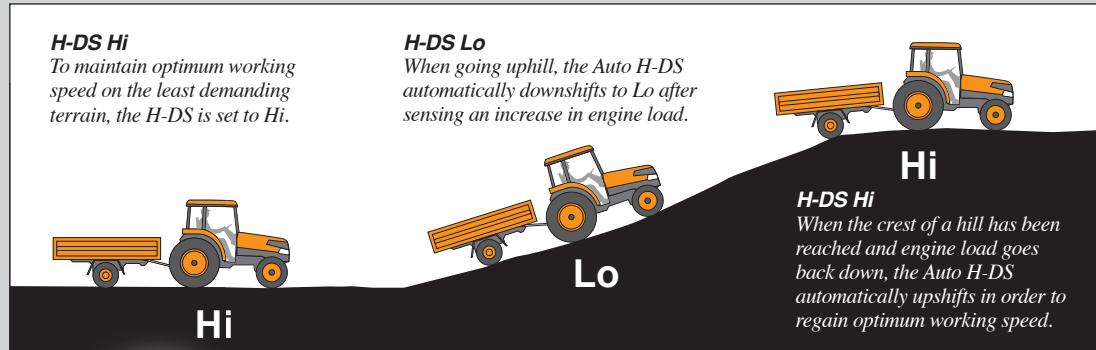


MODE 1 You Choose

MODE 2



To learn more about HST Plus, please refer to "What's HST Plus?" and "HST Plus Demonstration Video" on the GrandL 40 page at [www.kubota.com.au](http://www.kubota.com.au)



**our choice**  
**MODE 3**  
**MODE 2**

**MODE 3**

## **AUTO H-DS** **WITH STALL GUARD PLUS**

*Ideal for tasks involving major changes in engine loads, this mode activates both the Stall Guard Plus and the Auto H-DS (Auto Hydro Dual Speed) to maximize the ease of operation, letting you work more effectively. The Auto H-DS enables automatic Hi/Lo shifting, and, combined with the Stall Guard Plus, maintains the torque and allows the tractor to continue bearing heavy loads, drive on slopes and keep you working.*

**STALL  
GUARD**

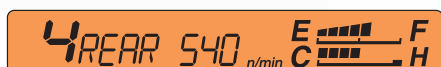
**AUTO  
H-DS**



# IntelliPanel™

Recognized for its superb reliability and usability, Kubota's state-of-the-art diagnostic IntelliPanel keeps you informed of the workings and goings-on of your Grand L40. With easy-to-read indicators, displays and sensor messages, this interactive system assures that you'll always know exactly how the tractor is functioning.

## Standard Indicators




HST model only



Kubota's standard indicators display the Grand L40's current working condition, hour meter reading, traveling speed, PTO speed and operating status—all in universally recognizable and easy-to-read symbols. With one touch of the Standard Indicator's Menu button, you can change the panel's display to better manage tractor productivity, efficiency and safety.

## Warning Indicators



To keep the tractor running smoothly, the IntelliPanel's engine, fuel, temperature and oil warning indicators will activate and change accordingly. After which, you'll get convenient follow-up messages until service is completed.

## Scheduled Service Alert



The Grand L40 uses an LCD readout to notify you of basic maintenance needs at scheduled intervals.

IntelliPanel™





# **Stay in touch with your Grand L40 with the advanced IntelliPanel.**



**HST Response Control Dial  
and Mode Selection Button**  
(only with HST Plus)



## **Menu Button**

A simple touch of the Menu's down button lets you make changes to the Standard Indicator's digital information screen.





## **Column-type Combination Switch**

This new combination switch allows you to operate the headlights and indicators with car-like ease.

# HYDRAULIC & PTO

The Grand L40's state-of-the-art PTO and hydraulic systems are engineered to deliver power and reliable performance. Painstakingly designed to give you the utmost control and maximum versatility, the Grand L40 ensures smooth and effective operation.



## Front Loader Hydraulic Valve

Kubota has designed an integral Front Loader Valve as part of the tractor. With this valve, you can quickly and easily attach the front loader and other front-mounted implements. The valve promotes efficient, clutter-free operation and matches the sleek styling of the tractor. If you don't require a front loader or other front-mounted implements, an optional Diverter Kit is available to allow the loader valves to function as rear remotes.

## 3-Point Hydraulic Cylinders

The Grand L40's 2-tandem large hydraulic cylinder delivers an impressive 3-Point Hitch lift capacity. The system is externally mounted for easy maintenance.

## Remote Hydraulic Control Valves (Optional)

The Grand L40 can include three Remote Hydraulic Control Valves for a greater selection of hydraulically powered implements. For operators, this versatile system translates into a convenient and cost-efficient alternative.

## 4-Wheel Drive

The 4-wheel drive of the Grand L40 provides superior pulling power and traction in almost any working condition. The front-wheel-drive bevel gear delivers a smooth and full-power transfer. Combined with its 55° steering angle and compact differential, the Grand L40's 4-wheel drive gives you the maneuverability and exceptional clearance you need for a wide range of applications.

**IntelliPanel™**

4REAR 540 n/min E C F H

The IntelliPanel conveniently displays PTO speed and operational status, as well as Auto Shut-off Safety warnings.







## ***Complete control has never been so easy.***

### **Live-independent PTO**

The hydraulically activated Live-independent PTO clutch allows both the rear- and mid-PTOs to be independently engaged/disengaged while the tractor is still in motion. And because the lever's located in a convenient position, activating the independent PTO is easy. In addition, a Neutral/Auto Shut-off system and protective flip-up shields are included for total PTO safety and productivity.

### **Mid-PTO (Optional)**

Kubota offers a Mid-PTO for all Grand L models that can be used with a variety of mid-mount attachments. Performance-matched mid-mounted mowers are available for L3240 and L3540 models only.

### **Telescopic Lower Link Ends**

A wide range of implements can be used with the 3-Point Hitch. Quick and simple hook-ups can be achieved via the standard-equipped telescopic lower link ends.





# COMFORT

The Grand L40 boasts a wide range of deluxe features and functions to reduce fatigue and keep you productive. With reduced noise and vibration levels, an improved deluxe seat, power steering and a cup holder, you can rest assured that your comfort comes first—so much so that you might forget you're working.



## **Deluxe High-back Reclining Seat with Swivel**

The Grand L40's deluxe high-back seat provides soft arm rests, wide seating, firm, shock-absorbing springs, a retractable seat belt, and a weigh-sensitive design that adjusts to your unique posture. But this comfortable seat doesn't stop there. Now, it also swivels 12 degrees in each direction; especially helpful when utilizing rear implements.

## **Electric PTO Switch**

Our new PTO switch makes PTO operation easier than ever. Conveniently located on the side console, one turn starts and one push stops the PTO.



## **Rounded Fender/Wide Step**

The Grand L40's fender and wide step deck feature provide a larger, more comfortable step-through area.

## **Power Steering**

Responsive hydrostatic power steering makes every job easier. Straight-a-ways and tight turns alike are taken smoothly, while steering remains easy and worry-free when a heavy load is applied or the front loader is used.

## **Tilt Steering Wheel**

The Grand L40's tilt steering wheel delivers an extra-wide tilt angle for maximum comfort. You simply need to step on the adjustment pedal, tilt the steering wheel to select your ideal position, and lock for the most comfortable operating position. Step on the pedal again to unlock the wheel for easy tractor mounting and dismounting.







# With creature comforts like these, you may not feel like you're working.

## Low Noise and Low Vibration

With less noise and vibration levels, you can keep working in comfort. This helps to eliminate operator fatigue, especially after long hours on the job.

## Power Steering

So responsive, you'd think the steering wheel was an extension of your hand. It makes tight turns and takes the straight and narrow with ease. Plus, the wheel tilts for the perfect driving position and easier tractor mounts and dismounts.

## Loader Control Lever Location

Because the Grand L40's loader valve and control lever are integrated into the tractor as standard equipment, the control lever is positioned close to the operator for improved operability, easier access and less fatigue.

## Deluxe High-back Seat with Swivel

The best seat in the house has been improved. Ergonomically engineered, reclining, and wider with suspension, it adjusts to accommodate your unique posture, and keeps the operating controls within easy reach.





# GRAND CAB™

The Grand L40's cab was designed to maximize comfort so you can maximize productivity. It offers a host of convenient standard and optional features intended to keep you fatigue-free and operating at peak performance.



## Grand Cab™

The Grand L40 will offer a level of comfort that you simply won't expect and can't deny. Some of the highlights include a comfortable deluxe swivel seat and ample legroom so you can stretch your legs on the job. The size of the control panel is large and offers easy access to the operational and hydraulic controls and levers. The air-conditioning unit also provides excellent head clearance, and cooling performance. In short, it's a control center that's centered on you. And the interior trim, featuring a nonwoven fabric on the ceiling as well as an ergonomic lever guide and console design, gives the cab a sophisticated look. The Grand L 40's comfort cab design truly puts you in the lap of luxury.

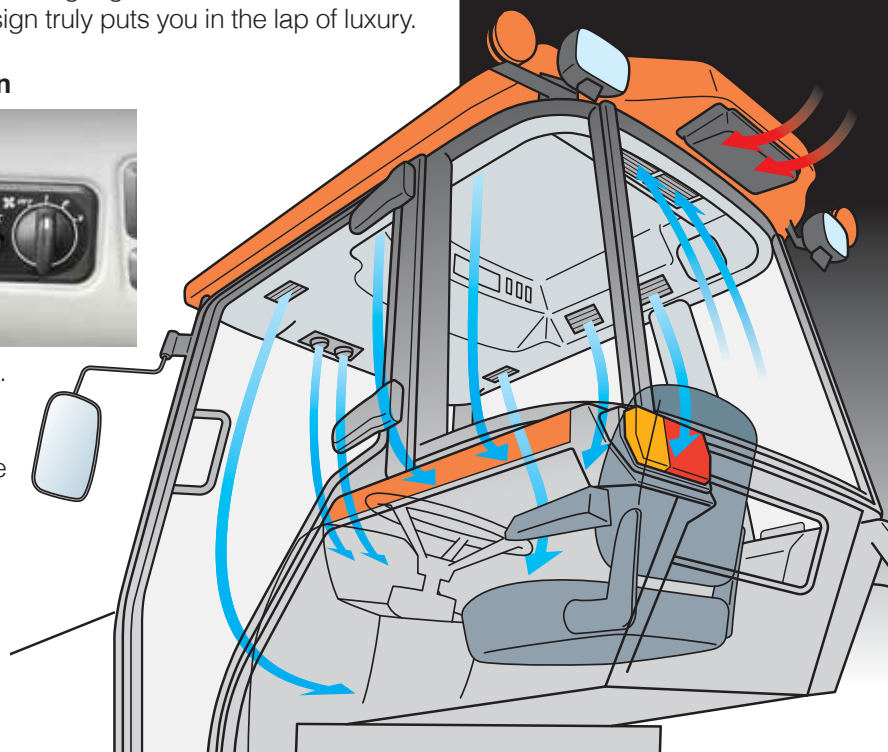
## Air Conditioning with Internal/External Air Ventilation

The cab's deluxe air conditioner/heater can increase cooling, heating and air ventilation for greater climate control. You can switch between internal recirculation and external air ventilation: cool your cab quickly and thoroughly with the internal recirculation mode, and the air in the cab will stay fresh. The dual-level AC system, with a 7° - 14°F temperature differential, directs cooler air to the operator's upper body while sending warmer air toward the feet. And the entire AC unit has been elevated to provide greater head clearance.



### Air Flow

Now you can have clean, filtered air in the cab, fresh from outside, with the simple flick of a switch. The increased ventilation helps prevent windows from fogging.







## ***A deluxe cab that's quiet, spacious and comfortable.***

### **Ample Head Clearance**

With increased head clearance for greater comfort and visibility, the Grand L40 Series gives you a wide-angle view of your landscape, and all the space you need to get the job done.



### **Standard Equipment for Cab**

- AC/Heater with Internal/ External Ventilation
- 12 Volt Power Outlet
- 60 Amp Alternator
- Front Wiper and Washer
- Rear Windshield Wiper
- Front and rear Work Lights
- Interior Light
- Door-mounted Side Mirrors
- Deluxe Cloth Seat

- Wide Fenders
- Radio/Cassette/ CD Player



### **Optional Equipment for Cab**

- Rear Window Defogger
- Quarter Window Defogger





# ***For outstanding performance and uplifting results, the Grand L40 front loaders deliver.***



## **Construction-grade Cylinders**

The Grand L40's construction-grade cylinders are made to last. Their outstanding sealing performance makes them strong and exceptionally durable. In addition, the high-quality chrome plating of the cylinder rods achieves superior rust protection.

## **Front Loader Valve (Standard on Grand L40)**

Because the front loader valve is integrated into the tractor, instead of the loader, you can quickly and easily attach the front loader and other front-mounted implements.



# FRONT LOADER

**With their impressive lifting power, easy-access control lever operation, ultra-fast dump circuits, and simple connectivity, the Grand L40's performance-matched front loaders carry their own weight and more.**

## Front Loaders

Designed to match the performance of the Grand L40 Series, our front loaders ensure precise operation and improved productivity. With the standard-equipped front loader valve and lever, the front loaders feature outstanding lift capacity and lift height for an impressive performance with each load. Plus, loader lift and bucket dump cycle speeds are amazingly fast. The curved boom design matches the hood, and with the hydraulic tubes enclosed, the Grand L40 has a sleek look.

## Skid Steer Type Hitch

The front loader can also be used with skid steer type hitch attachments, such as buckets, pallet forks and bale spears. Simple to attach and detach, these handy options don't require the use of tools, saving time and effort.

## Third Function Valve (Optional)

To broaden the scope and capabilities of your front loader applications, the Grand L40 is available with a third function valve to operate attachments such as a 4 in 1 bucket.

## Easy Operation

When the front loaders work hard, you don't have to. The easy motion of the single lever controls all front loader operations, even allowing simultaneous operation of the boom and bucket. If the loader's detached, the connecting valve remains mounted to the tractor for use with other implements, for greater convenience and efficiency.

## Quick Attach/Detach Loader

This convenient system saves valuable time by letting you attach and detach the loader from the tractor. The mounting pins and hose couplers can be removed from the operator's seat, without tools.



**IntelliPanel™**

!TR 1234 h E F  
C H

*If you're in the rental business, the IntelliPanel is a great way to monitor your investment. Press the Standard Indicator's Menu Button to get to the Trip Meter display. This feature conveniently keeps a record of the number of work hours the tractor has logged. Just press the button again to reset the Trip Meter for the next job or day's work. It's an excellent way to monitor job or rental applications.*



# MOWER

## Mid-mount Mower

The versatile 72" mower features right-side discharge, adjustable cutting heights in 0.5" increments and is compatible with the front loader. This floating-style deck also comes with gauge wheels, which allows it to easily glide over uneven terrain providing a beautiful finish to your lawn. It's three adjustable, anti-scalp rollers and its parallel linkage allows you to connect or disconnect the mower quickly and without tools.



**IntelliPanel™**

**H** MID 2200 n/min **E**  **F**  
**C**  **H**

When using Mid-PTO powered implements, the IntelliPanel keeps you up to speed. It'll tell you whether the implement is in use (MID), which gear or range you're in, and your operating speed.







# ***A powerful, versatile and comfortable backhoe lets you take on a whole new range of tasks.***

## **Wide Legroom**


Our full-flat deck gives you ample legroom. This makes operation more comfortable and mounting and dismounting the tractor easy.



## **Hydraulic and Mechanical Thumbs\***

Our optional auxiliary hydraulic control valve and hydraulic thumb give you greater versatility when working with the backhoe BH92. The BH77 and BH92 are equipped with a built in thumb bracket as standard. An optional six-position mechanical thumb is available for BH77.

*\*Hydraulic thumb is only available on BH92.*



## **Quick Attach/Detach**

The less time you spend between jobs, the more productive you become. To this end, the BH77 and BH92 are equipped with a quick attach/detach mounting system. This makes attaching or detaching the backhoe a snap. So you can quickly move on to your next job.



# BACKHOE

**NEW**

## BH77 Backhoe

Our new BH77 backhoe is a great solution when you're working in small or restrictive areas. It offers easy attachment and detachment and can dig to depths of 2370 mm. The BH77 is compatible with the Grand L ROPS models\*.

*\*L3240/L3540 ROPS models only.*

**NEW**

## BH92 Backhoe

Our new performance-matched BH92 backhoe boasts a new curved boom, designed for digging deeper. This versatile backhoe features a standard thumb bracket for adding an optional hydraulic or mechanical thumb. The BH92 is compatible with the Grand L ROPS models\*.

*\*L4240/5740 ROPS models only.*



**Increased Digging Force**

**Protected Hoses**

**Curved Boom**

**Cast Steel**

### **Quick Coupler**

With our optional quick coupler, changing buckets is a snap. This is the perfect option for those who do a lot of bucket work and frequently change bucket types.



# IMPLEMENT CHART

MODEL	L3240	L3540	L4240	L5740
FRONT LOADER	LA714	LA714	LA854	LA854
SQUARE BACK BUCKET	L2256 (66")	L2256 (66")	L2235 (72")	L2235 (72")
4 in 1 BUCKET	L2244 (60")	L2244 (60")	L2244 (60") / L2245 (72")	L2244 (60") / L2245 (72")
PALLET FORK	B2A36SD (36")	B2A36SD (36")	B2A42SD (42")	B2A42SD (42")
BALE SPEAR	L2237	L2237	L2237	L2237
3RD FUNCTION VALVE	L2221 (ROPS) L2222 (CAB)	L2221 (ROPS) L2222 (CAB)	L2225 (ROPS) L2227 (CAB)	L2225 (ROPS) L2227 (CAB)
MID MOUNT MOWER	RC72-38	RC72-38	—	—
BACKHOE	BH77	BH77	BH92	BH92

Note:

QUICK ATTACH TYPE

# TYRE OPTIONS

LSW turf tyre

Turf tyre

Industrial tyre

Agricultural tyre



# SPECIFICATIONS

Model			L3240			L3540				
			DT (4WD)		HST (4WD)	HST (4WD)				
Engine Type			E-TVCS, indirect injection, vertical, liquid-cooled 4-cycle diesel				E-TVCS, indirect injection, vertical, liquid-cooled 4-cycle diesel			
Engine gross power		HP (kW)	34.0 (25.4)				37.0 (27.6)			
Engine net power		HP (kW)	32.0 (23.9)				35.0 (26.1)			
PTO power		HP (kW)	26.5 (19.8)		25.0 (18.7)		28.0 (20.9)			
No. of cylinders / Aspiration			3 / Natural				3 / Natural			
Bore & stroke		mm	87 × 92.4				87 × 102.4			
Total displacement		cc	1647				1826			
Rated speed		rpm	2700				2700			
Battery			12V, RC: 123 min, CCA: 490A				12V, RC: 133 min, CCA: 582A			
Alternater			12V, 40A				12V, 40A			
Fuel tank capacity		ℓ	44				44			
PTO										
Rear PTO Revolution			1 speed: 540 rpm				1 speed: 540 rpm			
Type			Independent		Independent <sup>*1</sup>		Independent <sup>*1</sup>			
Mid PTO			Option				Option			
Revolution			1 speed: 2000 rpm				1 speed: 2000 rpm			
Hydraulic										
Lift control type: Position			Standard				Standard			
Draft			Option				Option			
Implement pump		ℓ/min.	31.5				31.5			
Power steering pump		ℓ/min.	18.6				18.6			
Total hydraulic flow		ℓ/min.	50.1				50.1			
3-point hitch			Category I				Category I			
Lift capacity at 24 in. behind lift point		kg	1200				1200			
Travelling System										
Transmission			FST 8F/8R		HST Plus (3 Ranges)		HST Plus (3 Ranges)			
Steering			Hydrostatic power steering				Hydrostatic power steering			
Brake			Wet disc type				Wet disc type			
Clutch			Dry type single stage				Dry type single stage			
Standard tyre size <sup>*2</sup>		Front	7.0-16				7.0-16			
	Rear		12.4-24				12.4-24			
Travel speeds										
No. of speeds (at rated engine speed)		km/h	FST			HST Plus				
				Forward	Reverse		Forward	Reverse		
		Low	1: 1.6 2: 2.3 3: 3.7 4: 5.3	1.5 2.2 3.5 5.1	H-DS L	L: 3.5 M: 7.1 H: 15.0	L: 3.1 M: 6.4 H: 13.5			
		Hi	1: 7.7 2: 11.0 3: 17.8 4: 26.3	7.4 10.5 17.0 25.1		H-DS H	L: 5.8 M: 11.8 H: 25.0	L: 5.2 M: 10.6 H: 22.5		
Dimensions										
Overall length (w/o 3P)		mm	2960				2960			
Overall width (min. tread)		mm	1520				1520			
Overall height (w/Foldable ROPS)		mm	2385				2385			
Wheelbase		mm	1805				1805			
Min. ground clearance		mm	350				350			
Tread	Front	(Front tire) mm	1150				1150			
	Rear	(Rear tire) mm	1200 1300 1385 1480				1200 1300 1385 1480			
Min. turning radius (w/brake, 4WD disengaged)		m	2.7				2.7			
Weight (with ROPS)		kg	1475		1540		1540			

The company reserves the right to change the above specifications without notice. This brochure is for descriptive purposes only. Please contact your local Kubota dealer for warranty information. For your safety, KUBOTA strongly recommends the use of a Rollover Protective Structure (ROPS) and seat belt in almost all applications.

<sup>\*1</sup>With Master Clutch.

<sup>\*2</sup>Kubota offers several tire options.



L4240				L5740			
HST (4WD)		HSTC (4WD, CAB)		HST (4WD)		HSTC (4WD, CAB)	
E-TVCS, indirect injection, vertical, liquid-cooled 4-cycle diesel				E-TVCS, indirect injection, vertical, liquid-cooled 4-cycle diesel			
		44.0 (32.8)				59.0 (44.0)	
		42.0 (31.3)				57.0 (42.5)	
35.0 (26.1)		35.0 (26.1)				50.0 (37.3)	
		4 / Natural				4 / Turbo	
		87 × 92.4				87 × 102.4	
		2197				2434	
		2700				2700	
		12V, RC: 133 min, 582A				12V, RC: 133 min, 582A	
12V, 40A		12V, 60A		12V, 45A		12V, 60A	
		50				54	
		1 speed: 540 rpm				1 speed: 540 rpm	
Independent		Independent *†				Independent *†	
		Option				Option	
		1 speed: 2000 rpm				1 speed: 2000 rpm	
		Standard				Standard	
		Option				Option	
		37.0				37.0	
		18.6				18.6	
		55.6				55.6	
		Category I				Category I & II	
		1250				1350	
		HST Plus (3 Ranges)				HST Plus (3 Ranges)	
		Hydrostatic power steering				Hydrostatic power steering	
		Wet disc type				Wet disc type	
		Dry type single stage				Dry type single stage	
		8.0-16				9.5-16	
		14.9-24				13.6-28	
		HST Plus				HST Plus	
H-DS L	Forward		Reverse	H-DS L	Forward		Reverse
	L: 3.6		L: 3.2		L: 3.6		L: 3.2
	M: 7.3		M: 6.6		M: 7.3		M: 6.6
	H: 15.5		H: 13.9		H: 15.5		H: 13.9
H-DS H	L: 6.0		L: 5.4	H-DS H	L: 6.0		L: 5.4
	M: 12.3		M: 11.0		M: 12.2		M: 11.0
	H: 26.0		H: 23.2		H: 25.9		H: 23.3
		3125				3250	
		1665				1570	
2405		2295		2490		2405	
		1895				1915	
		375				400	
		1145				1340	
		1285				1225	
		1435				1325	
		1530				1425	
						1525	
		2.7				2.8	
1665		1815		1745		1920	

## Front Loader Specifications

Model		LA714AU	LA854AU
Maximum Lift Height (Pivot pin)	mm	2597	2863
Clearance with Attachment Dump	mm	1995	2255
Reach @ Maximum Height	mm	561	638
Maximum Dump Angle	deg.	45	44
Reach with Attachment on Ground	mm	1763	1977
Maximum Rollback Angle	deg.	46.5	43.5
Digging Depth (When Bucket is level)	mm	122	162
Overall Height in Carry Position	mm	1525	1563
Square Bucket Width / Struck Capacity	mm/m <sup>3</sup>	1675 / 0.23	1830 / 0.31
Lift Capacity (500mm forward)	kg	600	800
Raising Time to Full Height without Load	sec.	3.4	4.4
Lowering Time without Load (powerdown)	sec.	2.1	2.8
Attachment Rollback Time	sec.	1.6	1.9
Attachment Dumping Time	sec.	1.2	1.5
Rated Flow	l/m	37.0	37.0
Relief Valve PSI	kg/cm <sup>2</sup>	185	185
Specs taken from		L4240-3	L5740-3

## Backhoe Specifications

Model		BH77	BH92
Maximum Digging Depth	mm	2370	2816
Swing Arc	deg.	180	180
Loading Height	mm	1703	2141
Reach from Centerline of Swing Pivot	mm	3130	3819
Reach from Centerline of Rear Axle	mm	4118	4885
Transport Height	mm	2075	2542
Bucket Rotation	deg.	180	180
Transport Overhang	mm	1187	1371
Undercut from Centerline	mm	490	511
Hydraulic Stabilizer Spread, Down	mm	1712	2336
Hydraulic Stabilizer Spread, Up	mm	1315	1758
Digging Force Using Bucket Cylinder	kg	1693	2063
Digging Force Using Dipperstick Cylinder	kg	1084	1224
Bucket Sizes		16"	18"
Specs Taken from		L3540	L5740

## Mid-mount Mower Specifications

Model		RC72-38
Tractor Application		L3240/L3540
Mounting Method		Parallel linkages
Adjustment of Cutting Height		Gauge Wheel
Cutting Width		72"
Cutting Height		1.5"-4.5"
Weight (approximate)	kg	210
Blade Spindle speed		49.7S-1/2980 rpm
Blade Tip Velocity		81.4 ft./sec
Blade Length	mm	625
Number of Blades		3
Direction of Discharge		Right Side

©2011 Kubota Corporation



### KUBOTA Tractor Australia Pty Ltd

25-29 Permas Way, TRUGANINA Vic, 3029  
 Freecall: 1800 334 653  
 Email: sales@kubota.com.au

Web Site: <http://www.kubota.com.au>

### CB Norwood Distributors Ltd

PO Box 1265, 888 Tremaine Avenue,  
 Palmerston North 0800 KUBOTA  
 Tel: 06 356 4920 Fax: 06 356 4939

Web Site: <http://www.kubota.co.nz>